














Cherry

The L. Gobbi s.r.l products best advises

TIMING	PRODUCT	DOSE	VIA	NOTES
Early springtime	LG 81	4-6 L/ha	 Fertigation	It improves biological activity of soil and roots. Increases calcium absorption and uptake.
Every month (or every 15 days at half dosage)	LG 81	1 L/ha	 In fertigation along the row	
Or at Midsummer		6 L/ha	 All cultivated soil surface	
Pre-flowering	Alga Mix BMg	2,5 L/ha	 Foliar	It improves fruit set and size.
At beginning of flowering/first white	Alga Mix BMg	2,5 L/ha	 Foliar	
Post bloom	Alga Ca	3 L/ha	 Foliar	It prevents fruit cracking. Treat 3-4 times until to pre-veraison.
75% petal fall	Geramid Neu + N-Biotrissol	1,5-2 L/ha 2-3 L/ha	 Foliar	Best fruit selection.
At the end of petal fall	Alga Mix BMg	2,5 L/ha	 Foliar	It improves fruit set and size.
After setting and up to veraison	Sprühdünger tipo 5	750 g/ha	 Foliar	Treat at least three times at 7-10 days intervals.
Before veraison	Seaweed Mix + Calcium 44 LG	2 L/ha 1 L/ha	 Foliar	They prevent the fruit cracking.
From veraison to the harvest	Kalidos LG or Platina*	1,5 L/ha	 Foliar	
Just after the harvest	Seaweed Mix + Energemma	2 L/ha 2 kg/ha	 Foliar	To storage nutrients on the buds for the following season.
After the leaves fall	LG 81	4-6 L/ha	 Fertigation	It improves biological activity of soil and roots. Increases nutrients absorption and uptake.

Use plant protection products safely. Before use always read the label and product information. Pay attention to the phrases and hazard symbols on the label.

