












## The L. Gobbi s.r.l products best advises

See also the general sheet FRUIT GROWING

TIMING	PRODUCT	DOSE	VIA	NOTES
Early Springtime	LG 81	4-6 l/ha	 Fertigation	It improves the soil and roots biological activity. It even improves the calcium uptake and metabolism.
Each month (or half rate fortnightly)	LG 81	1 l/ha	 In fertigation along the raw	
Or in midsummer		6 l/ha	 All cultivated soil surface	
At beginning of flowering	Stimolante 66f + Alga Mix BMg + Sprühdünger 26 or 27	300 ml/ha 3 l/ha 750 g/ha	 Foliar	
Since petal fall and for all the cell division time, each 10-15 days.	Auxiger + Alga Special	500 ml/ha 2 l/ha	 Foliar	Improves fruit size and features.
In the same period. During the fruitlet development	Stimolante 66f + Alga Mix BMg + Sprühdünger 26 or 5	300 ml/ha 3 kg/ha 750 g/ha	 Foliar	
From setting to veraison	Stimolante 66f + Alga Ca + Sprühdünger 5 or 30	300 ml/ha 3 l/ha 750 g/ha	 Foliar	Every 15 days. Improves organoleptic characteristics, fruit features and colour
After the harvest	Seaweed Mix +Energemma	2 L/ha 2 kg/ha	 Foliar	To storage nutrients on the buds for the following season.
Autumn	LG 81	6 l/ha	 Fertigation	It improves the soil and roots biological activity. It even improves the nutrients uptake and metabolism.

Use plant protection products with caution. Before use always read the label and the product information.  
It draws attention to the phrases and hazard symbols shown on the label.

